

Double Ridged Horn Antenna



The DRH30 antenna combines small dimensions with high accuracy and perfect electrical parameters. It is specially developed for 5G frequency band.

Features and Specifications

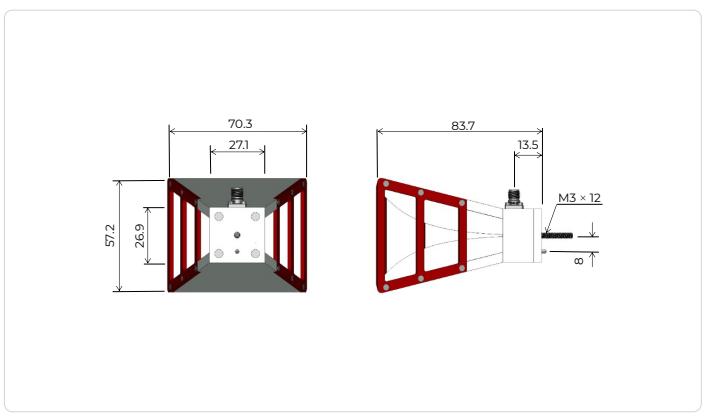
<p>Technical Performance</p> <ul style="list-style-type: none"> Wide bandwidth Low return loss Individual calibration Covers 5G frequency band 	<p>Design and Surface Treatment</p> <ul style="list-style-type: none"> Corrosion-resistant coating Includes standard mount 	<p>Manufacturing Technology</p> <ul style="list-style-type: none"> Manufactured using a high grade aluminum alloy Extremely durable High quality K type coaxial connector 	<p>Product Packaging Includes</p> <ul style="list-style-type: none"> Adapter with ¼ inch inner thread, supplied with antenna Linear polarized double ridged broadband horn antenna
---	---	---	---

Product Parameters

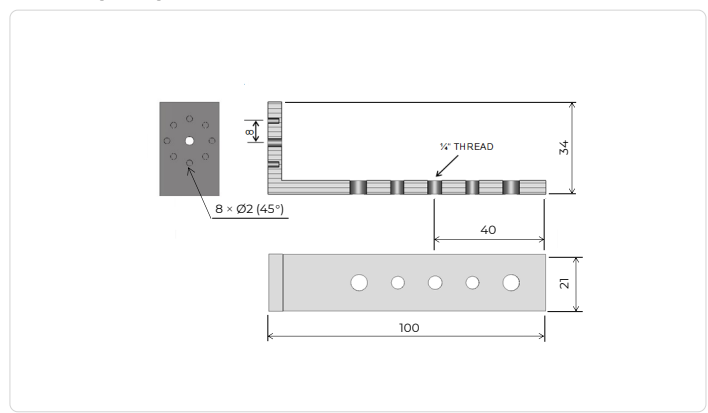
<p>PRODUCT IDENTIFICATION</p> <table border="1"> <tr> <td>Product Name</td> <td>DRH30</td> </tr> <tr> <td>Product Category</td> <td>Double Ridged Horn Antenna</td> </tr> </table> <p>ELECTRICAL SPECIFICATIONS</p> <table border="1"> <tr> <td>Frequency Range</td> <td>2.5 GHz – 30 GHz</td> </tr> <tr> <td>VSWR (max.)</td> <td>1.6</td> </tr> <tr> <td>VSWR (avg.)</td> <td>1.25</td> </tr> <tr> <td>Impedance</td> <td>50 Ohm</td> </tr> <tr> <td>Connector</td> <td>K (female)</td> </tr> <tr> <td>Power (CW / Peak)</td> <td>25 W / 50 W</td> </tr> <tr> <td>Antenna Factor</td> <td>32 – 45 dB/m</td> </tr> <tr> <td>Polarization</td> <td>Linear</td> </tr> </table>	Product Name	DRH30	Product Category	Double Ridged Horn Antenna	Frequency Range	2.5 GHz – 30 GHz	VSWR (max.)	1.6	VSWR (avg.)	1.25	Impedance	50 Ohm	Connector	K (female)	Power (CW / Peak)	25 W / 50 W	Antenna Factor	32 – 45 dB/m	Polarization	Linear	<p>PHYSICAL SPECIFICATIONS</p> <table border="1"> <tr> <td>Width</td> <td>70.3 mm (2.768 in)</td> </tr> <tr> <td>Height</td> <td>83.7 mm (3.295 in)</td> </tr> <tr> <td>Depth</td> <td>57.2 mm (2.252 in)</td> </tr> <tr> <td>Weight</td> <td>0.138 kg (0.304 lb)</td> </tr> </table> <p>OPERATING CONDITIONS</p> <table border="1"> <tr> <td>Rated Temperature Range</td> <td>0°C – +50°C</td> </tr> <tr> <td>Storage Temperature Range</td> <td>-20°C – +70°C</td> </tr> </table> <p>MOUNTING FLANGE</p> <table border="1"> <tr> <td>Mounting</td> <td>Adapter with ¼ inch inner thread, supplied with antenna</td> </tr> </table>	Width	70.3 mm (2.768 in)	Height	83.7 mm (3.295 in)	Depth	57.2 mm (2.252 in)	Weight	0.138 kg (0.304 lb)	Rated Temperature Range	0°C – +50°C	Storage Temperature Range	-20°C – +70°C	Mounting	Adapter with ¼ inch inner thread, supplied with antenna
Product Name	DRH30																																		
Product Category	Double Ridged Horn Antenna																																		
Frequency Range	2.5 GHz – 30 GHz																																		
VSWR (max.)	1.6																																		
VSWR (avg.)	1.25																																		
Impedance	50 Ohm																																		
Connector	K (female)																																		
Power (CW / Peak)	25 W / 50 W																																		
Antenna Factor	32 – 45 dB/m																																		
Polarization	Linear																																		
Width	70.3 mm (2.768 in)																																		
Height	83.7 mm (3.295 in)																																		
Depth	57.2 mm (2.252 in)																																		
Weight	0.138 kg (0.304 lb)																																		
Rated Temperature Range	0°C – +50°C																																		
Storage Temperature Range	-20°C – +70°C																																		
Mounting	Adapter with ¼ inch inner thread, supplied with antenna																																		

Mechanical Drawings

Antenna



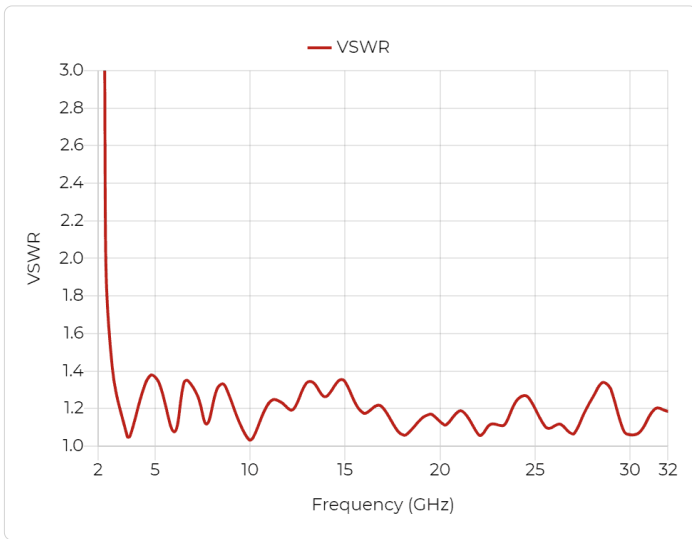
Mounting flange



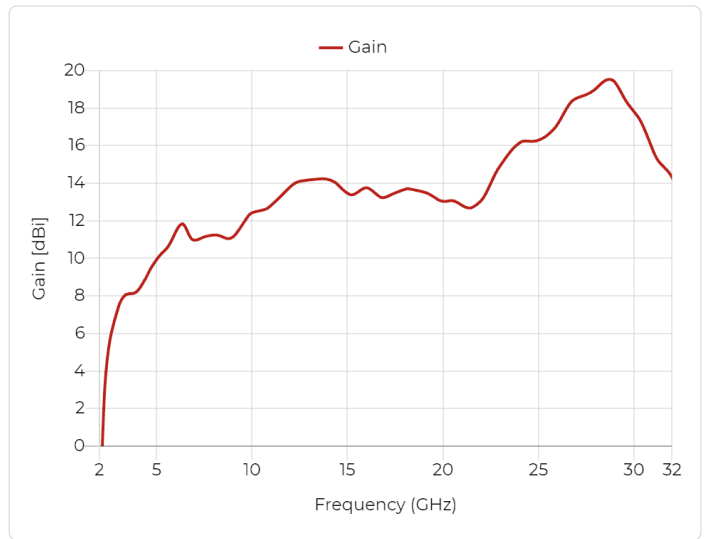
Parameters and Performance

Typical parameters

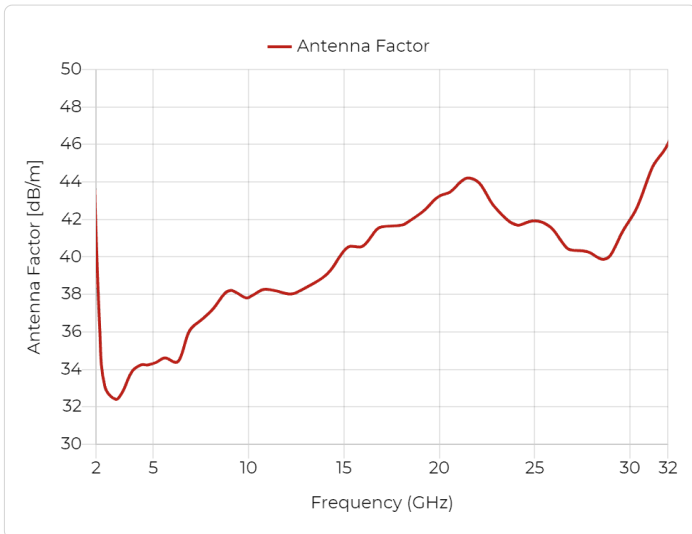
VSWR



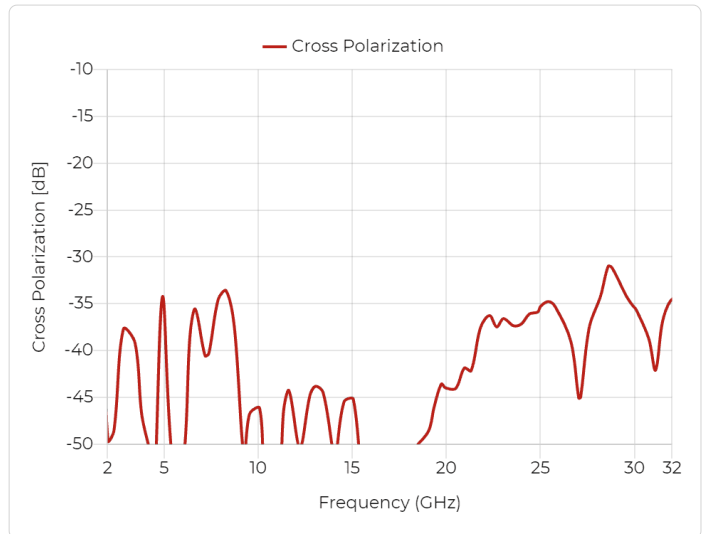
Gain



Antenna Factor

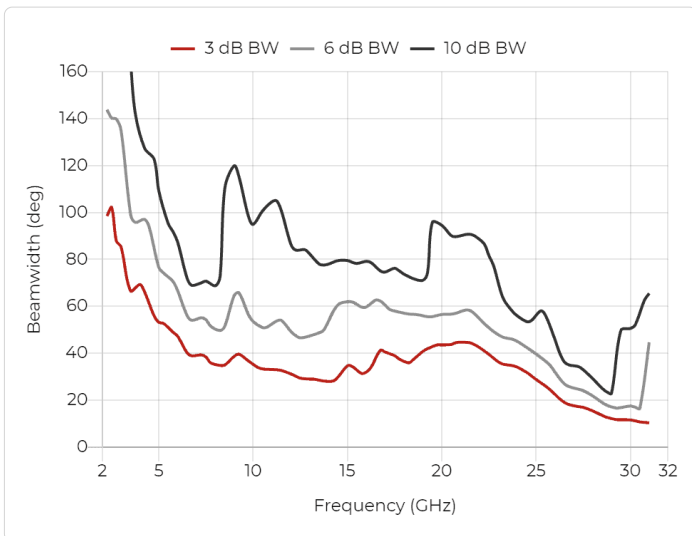


Cross Polarization

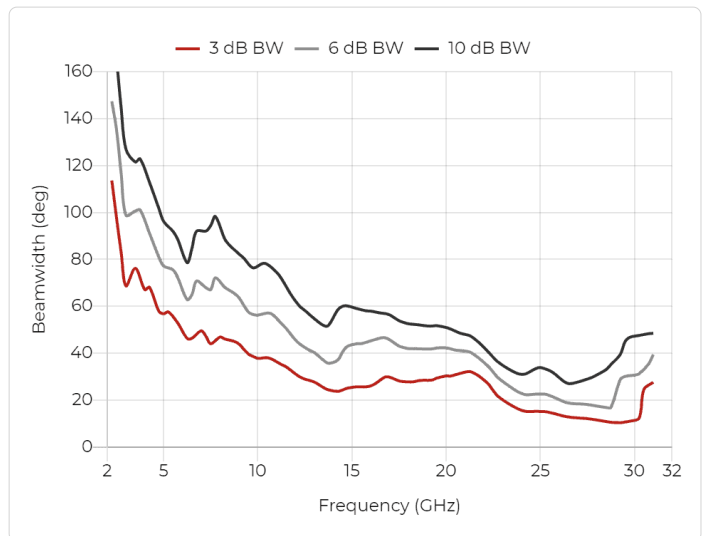


Beamwidth

Port A, E plane

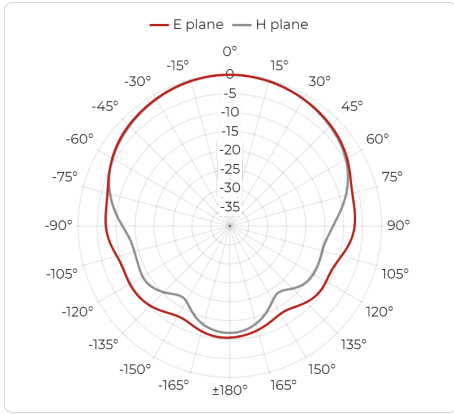


Port A, H plane

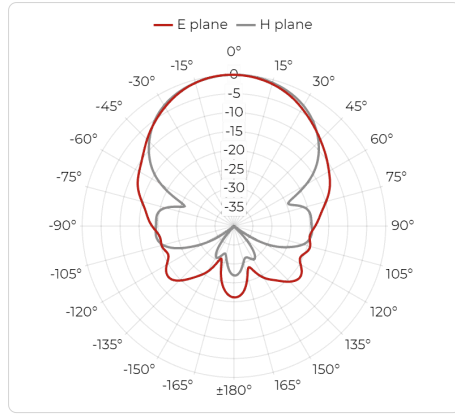


Radiation Patterns

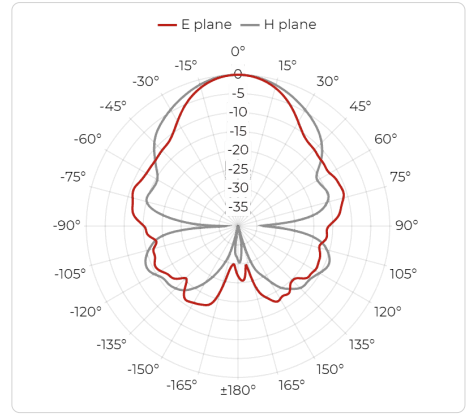
2.5 GHz



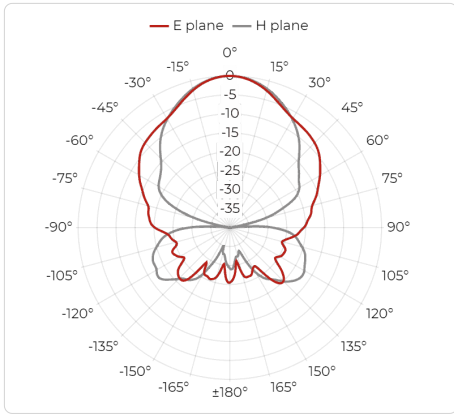
5 GHz



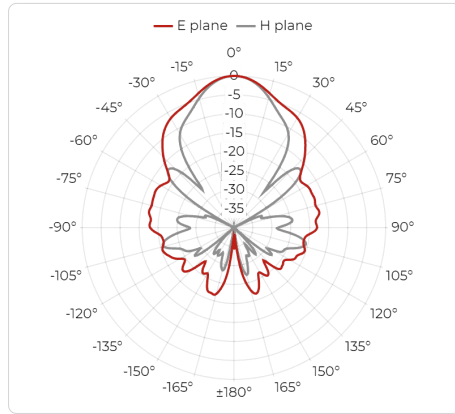
8 GHz



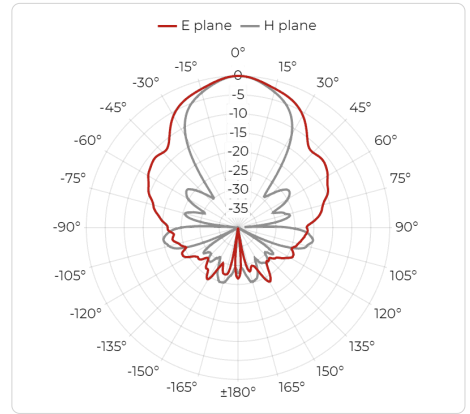
11 GHz



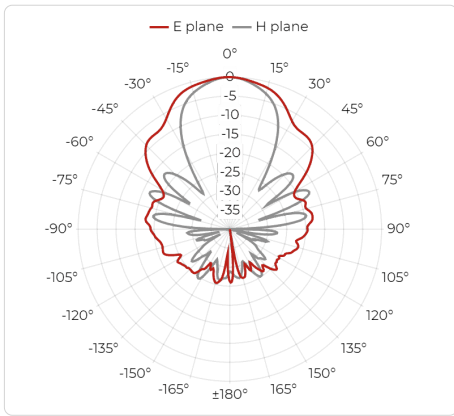
14 GHz



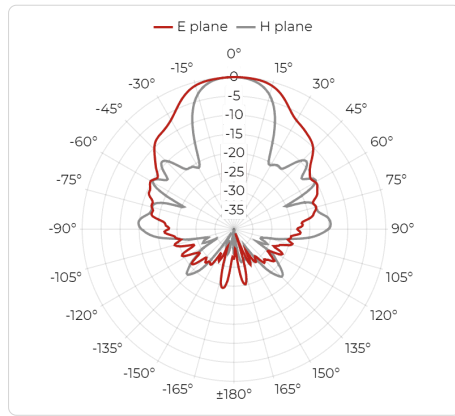
17 GHz



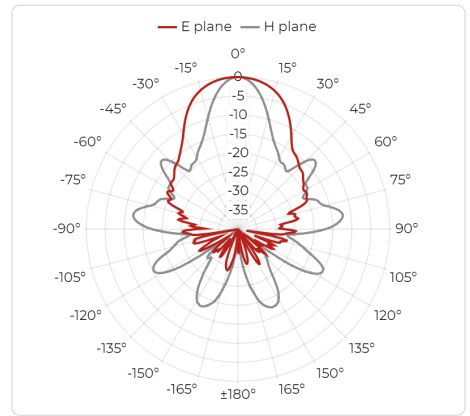
20 GHz



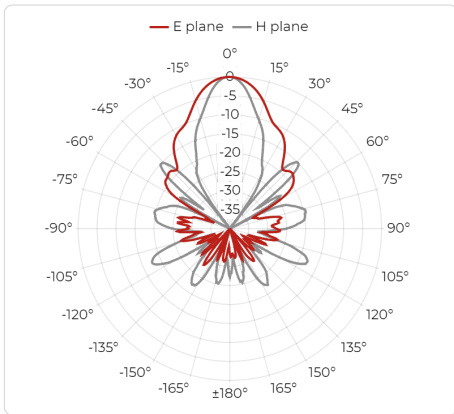
22 GHz



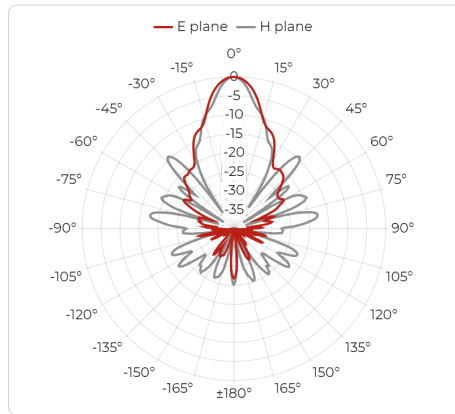
24 GHz



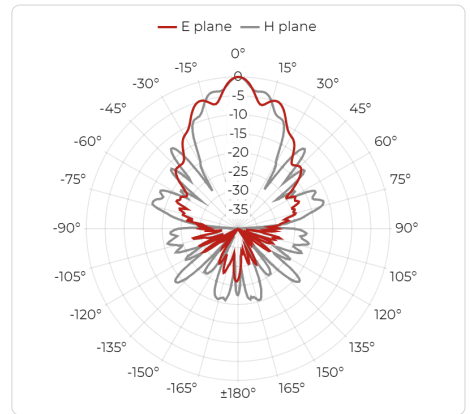
26 GHz



28 GHz



30 GHz



Packaging and Accessories

What's in a box

- DRH30 Antenna
- Antenna specific mount adapter with ¼ inch inner thread
- Factory calibration certificate
- Full calibration report of each antenna
- QR code accessing online portal
- Calibration test dataset (available online)



Factory calibration report

Accessories

- Standard mounting flange

Optional Accessories

- AHS22-HI Antenna Fixture
- PAS02 Antenna Stand
- PAS2022 Antenna Stand

Custom services

- Custom mounting solutions
- Custom calibration data

Manufacturer Information

About Datasheet

Product information available also online at
<https://www.rfspin.com/product/drh30/>

Data and specifications subject to change without notice.

Datasheet revision 04-2022.

© RFspin 2022

Address

RFspin s.r.o.
Na Beránce 57/2
160 00 Prague 6
Czech Republic

E-mail

info@rfspin.com

Phone

+420 245 008 847