



Low Noise Amplifiers Microwave/Millimeter Wave

FEATURES:

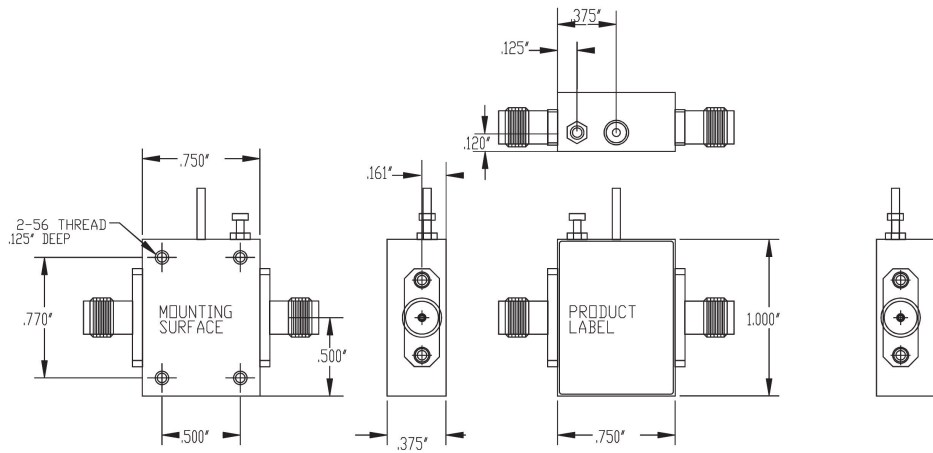
- Low Cost
- SMA, 2.92, 2.4mm Connectors
- Wide Bandwidth 2-42 GHz
- Power Output up to +17 dBm
- Low VSWR 2.5:1 TYP
- Waveguide (OPTIONAL)



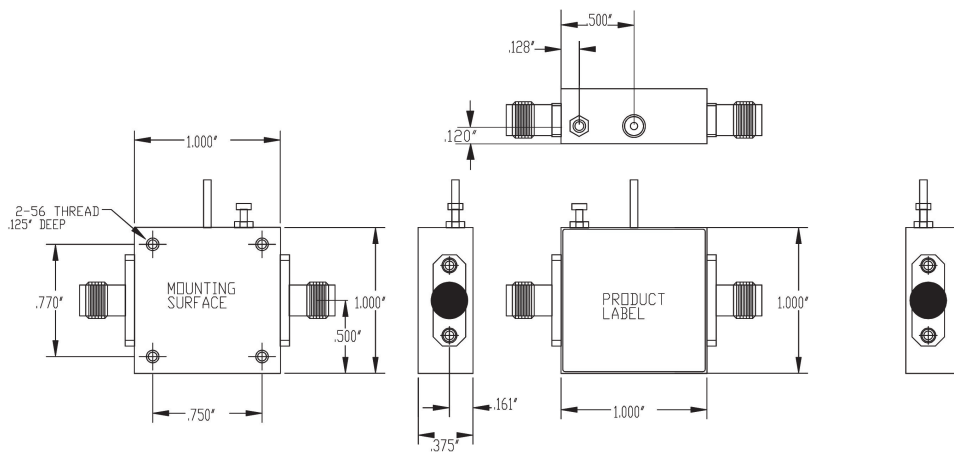
SPECIFICATIONS:

MD Model Number	Frequency Range GHz	Min. Gain (dB)	Typical Noise Fig (dB)	In-Out VSWR (50 Ω)	Output Power (dBm)	Supply Requirements (VDC @ I Typ)	Case Style
AL0206-20-1	2.0-6.0	27	2.0	2.5:1	+10	8V @ 50mA	-1
AL0307-30-1	3.0-7.0	15	3.0	2.5:1	+13	8V @ 75mA	-1
AL0307-30-2	3.0-7.0	30	3.0	2.5:1	+13	8V @ 150mA	-2
AL0408-25-1	4.0-8.0	15	2.5	2.5:1	+15	8V @ 80mA	-1
AL0408-25-2	4.0-8.0	34	2.5	2.5:1	+15	8V @ 150mA	-2
AL0511-20-1	5.0-11.0	24	2.0	2.5:1	+13	8V @ 50mA	-1
AL0511-20-2	5.0-11.0	35	2.0	2.5:1	+17	8V @ 125mA	-2
AL0618-25-1	6.0-18.0	25	2.5	2.5:1	+12	8V @ 75mA	-1
AL0618-25-2	6.0-18.0	40	2.5	2.5:1	+18	8V @ 175mA	-2
AL0620-35-1	6.0-20.0	15	3.5	2.5:1	+13	8V @ 150mA	-1
AL0620-35-2	6.0-20.0	30	3.5	2.5:1	+13	8V @ 300mA	-2
AL1830-30-1	18.0-30.0	18	3.0	2.5:1	+7	8V @ 75mA	-1
AL1830-30-2	18.0-30.0	27	3.0	2.5:1	+7	8V @ 150mA	-2
AL1840-40-1	18.0-40.0	9	4.0	2.5:1	+7	8V @ 75mA	-1
AL1840-40-2	18.0-40.0	17	4.0	2.5:1	+7	8V @ 150mA	-2
AL2634-25-1	26.0-34.0	20	2.5	2.5:1	+7	8V @ 75mA	-1
AL2634-25-2	26.0-34.0	27	2.5	2.5:1	+9	8V @ 75mA	-2
AL2640-30-1	26.0-40.0	18	3.0	2.5:1	+7	8V @ 75mA	-1
AL2640-30-2	26.0-40.0	26	3.0	2.5:1	+9	8V @ 75mA	-2
AL3042-35-1	30.0-42.0	18	3.5	2.5:1	+10	8V @ 75mA	-1
AL3345-30-1	33.0-45.0	17	2.5	2.5:1	+5	8V @ 40mA	-1

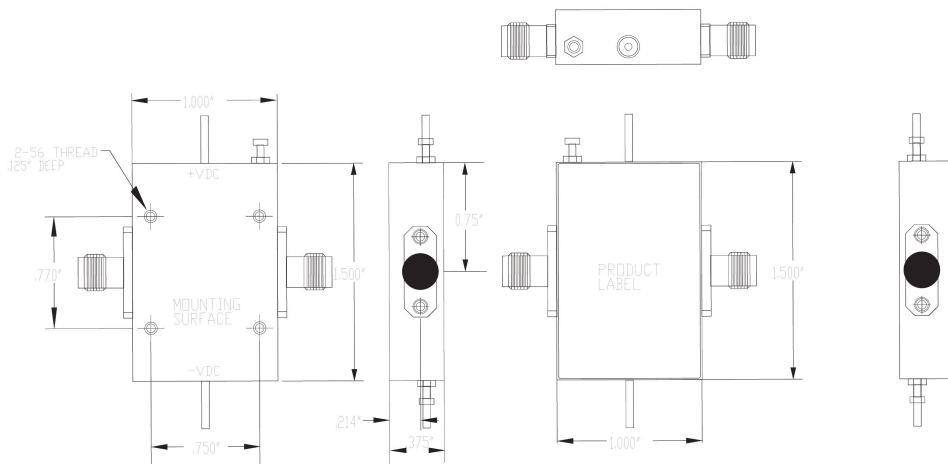




Case Style -1



Case Style -2



Case Style -2P

* M Case Style Available;



16541 Scientific Way, Irvine, CA 92618 PHONE: 949-679-7788, FAX: 949-679-7748
Web Page: <http://www.microwave-dynamics.com> Email: info@microwave-dynamics.com

